




Department: Department of Trade and Industry (DTI)  
 Agency: Technical Education and Skills Development Authority  
 Operating Unit: Central Office  
 Organization Code: 22 009 0100000  
 Fund Cluster: 06 Business Related Funds  
 (e.g. UACS Fund Cluster, 05-Internally Generated Funds and 06-Business Related Funds)

(For Off-Budgetary Funds)

Particulars	UACS CODE	Approved Budgeted Revenue	Adjustments, Reductions, Modifications (Additions)	Adjusted Budgeted Revenue	Utilizations				Total	Disbursements				TOTAL	Unutilized Budget	Balances	
					1st Quarter Ending March 31	2nd Quarter Ending June 30	3rd Quarter Ending Sept. 30	4th Quarter Ending Dec. 31		1st Quarter Ending March 31	2nd Quarter Ending June 30	3rd Quarter Ending Sept. 30	4th Quarter Ending Dec. 31			Unpaid Obligations (16)-(17)+(18)	Net For Use and Commitment
General Administration and Support	1000000000000000	7,830,000.00	-	7,830,000.00	1,168,564.54	1,732,259.44	-	-	2,900,824.98	1,168,564.54	1,732,259.44	-	-	4,708,156.02	-	-	-
General Management and Supervision	1000001000010000	3,400,000.00	-	3,400,000.00	690,429.54	1,512,009.40	-	-	2,202,438.94	690,429.54	1,512,009.40	-	-	1,972,561.08	-	-	-
MCOE		3,600,000.00	-	3,400,000.00	690,429.54	1,512,009.40	-	-	2,202,438.94	690,429.54	1,512,009.40	-	-	1,972,561.08	-	-	-
Sub-Total: General Administration and Support		3,400,000.00	-	3,400,000.00	690,429.54	1,512,009.40	-	-	2,202,438.94	690,429.54	1,512,009.40	-	-	1,972,561.08	-	-	-
MCOE		-	-	-	-	-	-	-	-	-	-	-	-	-	-	-	-
Fract. (if applicable)		-	-	-	-	-	-	-	-	-	-	-	-	-	-	-	-
CO		4,230,000.00	-	4,230,000.00	478,158.00	240,250.04	-	-	718,408.04	478,158.00	240,250.04	-	-	3,511,584.98	-	-	-
Operations	3000000000000000	8,370,000.00	-	8,370,000.00	811,811.36	518,619.54	-	-	1,330,430.90	811,811.36	518,619.54	-	-	7,038,569.10	-	-	-
CO: Employment, increased and/or enhanced	3100000000000000	8,370,000.00	-	8,370,000.00	811,811.36	518,619.54	-	-	1,330,430.90	811,811.36	518,619.54	-	-	7,038,569.10	-	-	-
TECHNICAL EDUCATION AND SKILLS DEVELOPMENT PROGRAM	3100000000000000	8,370,000.00	-	8,370,000.00	811,811.36	518,619.54	-	-	1,330,430.90	811,811.36	518,619.54	-	-	7,038,569.10	-	-	-
Skills Development Programs	3100001000010000	8,370,000.00	-	8,370,000.00	811,811.36	518,619.54	-	-	1,330,430.90	811,811.36	518,619.54	-	-	7,038,569.10	-	-	-
MCOE		8,370,000.00	-	8,370,000.00	811,811.36	518,619.54	-	-	1,330,430.90	811,811.36	518,619.54	-	-	7,038,569.10	-	-	-
Sub-Total: Operations		8,370,000.00	-	8,370,000.00	811,811.36	518,619.54	-	-	1,330,430.90	811,811.36	518,619.54	-	-	7,038,569.10	-	-	-
MCOE		-	-	-	-	-	-	-	-	-	-	-	-	-	-	-	-
Fract. (if applicable)		-	-	-	-	-	-	-	-	-	-	-	-	-	-	-	-
CO		16,000,000.00	-	16,000,000.00	1,980,386.90	2,270,678.88	-	-	4,251,065.78	1,980,386.90	2,270,678.88	-	-	11,748,725.12	-	-	-
GRAND TOTAL		16,000,000.00	-	16,000,000.00	1,980,386.90	2,270,678.88	-	-	4,251,065.78	1,980,386.90	2,270,678.88	-	-	11,748,725.12	-	-	-
MCOE		11,770,000.00	-	11,770,000.00	1,502,248.90	2,030,628.94	-	-	3,532,877.84	1,502,248.90	2,030,628.94	-	-	8,537,130.16	-	-	-
Fract. (if applicable)		-	-	-	-	-	-	-	-	-	-	-	-	-	-	-	-
CO		4,230,000.00	-	4,230,000.00	478,158.00	240,250.04	-	-	718,408.04	478,158.00	240,250.04	-	-	3,511,584.98	-	-	-

Certified Correct:   
 RICHMOND RYAN D. ALCAZAREN  
 Accountant IV, OIC - Accounting Division  
 Date: \_\_\_\_\_

Recommending Approval:   
 ADZHAR A. ALBANKI, CSE  
 Director III, Director-in-Charge, FMS  
 Date: \_\_\_\_\_

Approved By:   
 ISIDRO S. LAPENA, PH.D., CSEE  
 Secretary / Director General  
 Date: \_\_\_\_\_

OFFICE OF THE AUDITOR  
 T E S D A  
 RECEIVED BY:   
 DATE: 8/11/19  
 TIME: 1:37 pm